

31.05.2022 - EURO | Class B



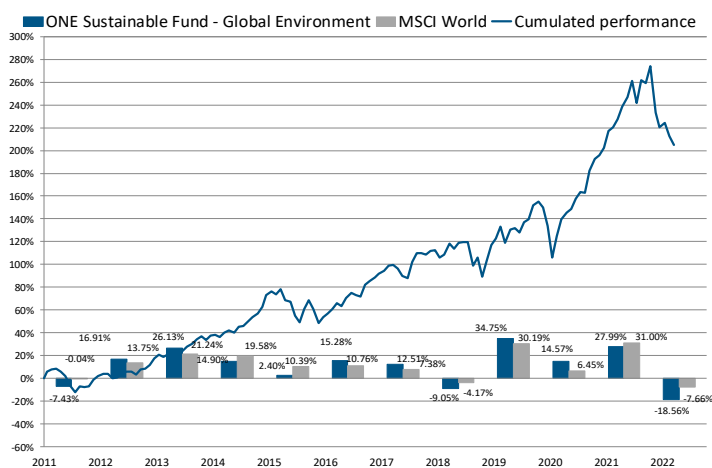
## SPECIFICITY

The MSCI World index is not a determinant criterion in the fund investment process. It is mentioned in the following only as a risk indicator.

Indeed, the specificity of the investment theme implies significant deviations in both the sector and geographical allocation.

The strategy built is based on economic sectors offering the longest investment horizon for sustainable value creation, which can only partially represent the MSCI World Index.

## HISTORICAL PERFORMANCE



## PERFORMANCES

Performance	Fund	Index
YTD	-18.56%	-7.66%
Since inception	204.88%	247.25%
1 month	-2.46%	-1.63%
3 months	-4.88%	-1.56%
6 months	-15.13%	-4.56%
1 year	-6.86%	8.45%
3 years	39.32%	48.68%
5 years	52.71%	66.51%

## TOP 10 POSITIONS

Company	Sector	Weight (%)
XINYI SOLAR HOLDINGS	Renewable energy	3.75%
CSX CORP.	Sustainable mobility	3.72%
DANAHER CORP	Water management	3.72%
DENSO CORP	Sustainable mobility	3.57%
KONINKLIJKE DSM	Ecological Material	3.38%
APPLIED MATERIALS INC	Renewable energy	3.37%
KYOCERA CORP	Renewable energy	3.36%
COMPAGNIE DE ST GOBAIN	Ecological material	3.31%
AIR PROD. CHEM	Ecological Material	3.24%
SGS S.A.	Energy efficiency	3.20%

## INVESTMENT GOALS

The fund offers an opportunity to invest in companies whereby they can reconcile investment goals with their environmental convictions.

The fund invests in companies that look to the future in order to:

- Significantly contribute to protecting the environment
- Meet long-term financial criteria
- Evidence a relevant link with one or several selected sectors
- Invest in companies which evidence their economic profitability, that have a business plan which integrates long-term strategy

## FUND FEATURES

Manager	CONINCO Explorers in finance SA
Management Company	FundPartner Solutions (Europe) S.A.
Custodian Bank	Pictet & Cie (Europe) S.A.
Swiss Representative	FundPartner Solutions (Suisse) S.A.
	Route des Acacias 60
	1211 Geneva 73
Swiss Paying Agent	Banque Pictet & Cie S.A.
Auditors	Deloitte Audit - LU
Fund Type	Open
European Passport	UCITS
Domicile of the Fund	Luxembourg
Inception Date	14.03.2011
Currency	EUR
End of Fiscal Year	31.12
Subscription/Redemption	Daily
Dividend Policy	Reinvested
Management Fees	0.85%
TER	1.44%
ISIN	LU0594231770
Bloomberg	LPGENVB LX
Telekurs	12610719
Measure of Risk	MSCI World
Min. Investment	EUR 50'000

## FINANCIAL RATIOS

Fund size (millions EUR/CHF)	48.89 / 50.29
Market Cap of the underlying (Bln)	1016.70
Net Asset Value (in EUR)	3'048.75
Annualised volatility (%)	13.73
Sharpe ratio	0.67
Correlation	0.89
Tracking error (%)	6.22
Information ratio	-0.22
Beta	0.99

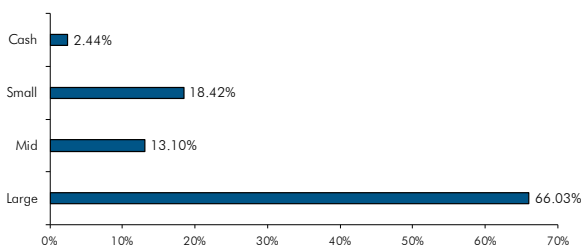
Signatory of:



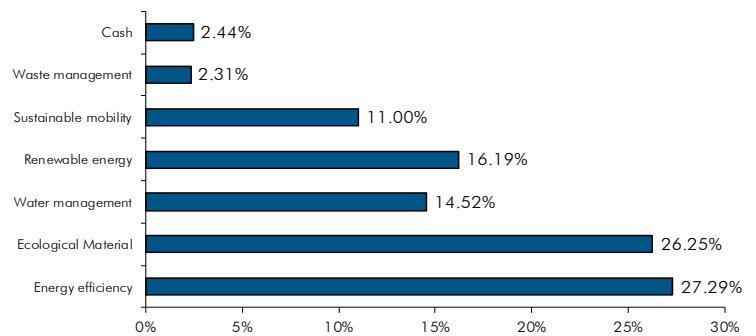
MONTHLY COMMENTS

During the month of May, the fund posted a performance of -2.46% against a decline of -1.63% for the MSCI World index. During this period, the fund suffered mainly from the underperformance of companies in the industrial sector. Building materials supplier Kingspan was down 13.7%. The company recently declared quarterly sales up 47% compared to the previous year. The group has maintained its positive outlook supported by a solid order book and adequate activity in most markets, but inflation in commodity prices does not reassure investors. Johnson Controls International also suffered and fell 10.3% after reporting quarterly earnings up 26% and a confirmation of the full-year guidance. supplies slowdowns are weighing on investor sentiment. At the region level, British companies (ex. Ricardo down -3.0% and Johnson Matthey with -6.2%) as well as Swiss companies (Geberit lost 6.3%, SGS down 5.9% and Lem holding lost 21.5% impacted by lockdowns in China, component shortages, amid supply chain crisis as well as war in Ukraine due to rising energy prices) had the biggest impact. On the positive side, we note the good contribution of companies in the Materials sector (ex. Umicore up 13.2% and West Fraser Timber with 2.8%) and Information Technologies (ex. Xinyi Solar Holdings posting a performance of 16.3% and Infineon Technologies is up 5.4%).

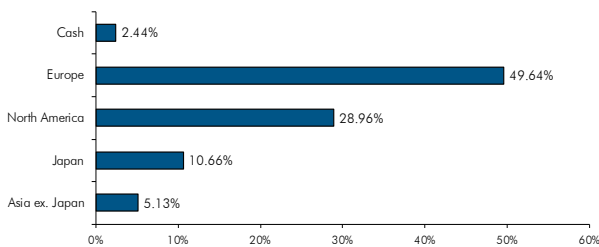
MARKET CAP BREAKDOWN



SECTOR BREAKDOWN



GEOGRAPHIC BREAKDOWN



ABOUT CONINCO Explorers in finance SA

CONINCO Explorers in finance SA, in addition to its consulting activities for institutional investors, has 30 years of experience in asset management and value enhancement.

The company is regulated by the FINMA, the federal authority for financial markets' supervision, in the capacity of collective investment manager as understood by Articles 13 and 14 of the law on collective investments (LPCC) and is a signatory of the Principles for Responsible Investment (PRI).

CONTACT/ASSET MANAGER

CONINCO Explorers in finance SA  
 Quai Perdonnet 5, CH-1800 Vevey  
 T +41 (0)21 925 00 33  
 coninco@coninco.ch | www.coninco.ch

LEGAL DOCUMENTS

The most recent prospectus, fund's regulation, annual or semi-annual reports, KIIDS are available upon request to the manager, the management company or at the Swiss representative. These documents are distributed free of charge.

This commercial communication is intended for information purposes only, should not be construed as an offer or recommendation or solicitation for sale, purchase or engagement in any other transaction. In the United Kingdom and in the United States of America only to financial professionals and/or institutional investors as defined below. All material is provided without express or implied warranties or representations of any kind and no liability is accepted. Opinions and comments therefore reflect current views of the author, but not necessarily of the company and are subject to change without notice. Other group entities may have issued, and may in the future issue, other reports that are inconsistent with, and reach conclusions different from, the information presented in this report. We assume no obligation to ensure that such other reports are brought to the attention of any recipient of this report. The investments herein may not be suitable for all recipients. Past performance is no guarantee of future results and no guarantee is implied. The price, value of, and income from any of the securities or financial instruments mentioned in this report can fall as well as rise. International investing includes risks related to political and economic uncertainties of foreign countries, as well as currency risk. The group and/or its employees and associates may have or have had financial or other interests or positions in relevant securities. Other countries: Laws and regulations of other countries may also restrict the distribution of this report. Persons in possession of this document should inform themselves about possible legal restrictions and observe them accordingly. Further information is available on request. Subject to copyright with all rights reserved.

\*\*Performance data does not include the commissions and fees charged at the time of subscribing for or redeeming of shares."